

Thurifer

Missa Cantata

Preparation

1. Arrive in Sacristy 15 minutes before Mass.
2. Light the charcoals 10 minutes before Mass.
3. Make sure there is an extra charcoal on the credence table.

Position-Specific Principles

1. Hands:

Incense is not blessed	Incense is blessed
Thurible is in left hand	Thurible is in right hand

2. If you are holding the thurible you are not required to sign yourself with your hands and should not kneel during the Prayers at the Foot of the Altar.
3. When incensing, hold the chain between the index and the middle finger, with the right hand close to the censer and the left hand at the end of the chain flat on the breast.
4. When walking longer distances (i.e. sanctuary to choir, or sanctuary to congregation) hold the thurible with one hand (right hand when the incense has been blessed) and with the chain fully extended.
5. When walking shorter distances (e.g. gospel-side choir to Epistle-side choir), hold the thurible with both hands (the right hand closest to the censer, left hand at the end of the chain).
6. When presenting the thurible to have incense added:
 - a. Open the cover approximately 6 inches using the chain.
 - b. Hold the thurible horizontally even with the Celebrant's elbow.
7. Whenever ascending the altar steps holding the thurible, **do not open the thurible until on the predella.**
8. Do not swing his thurible when standing beside people or beside the altar steps.
9. If there are those sitting in choir: Whenever going to incense the laity and passing through the choir, bow to the choir (Gospel then Epistle side), *in the middle of the choir.*

Ceremony

1. Procession

- a. When all are ready in the sacristy, bow to the cross at the MC's signal.
- b. Lead the procession.

Th

(TBs)

AC² - Cr - AC¹

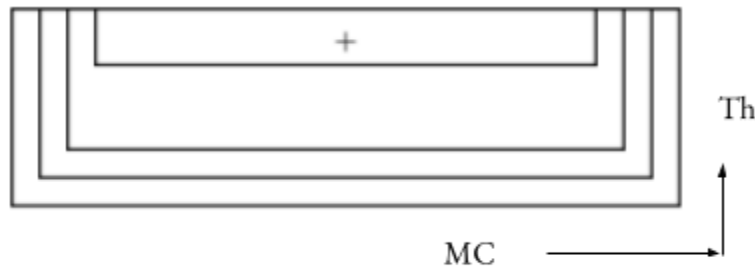
MC

C

- c. In procession, the thurible is in your left hand.
- d. Once arriving at the foot of the altar, genuflect, and go to the right, near the sedilia
 - i. During the Prayers at the Foot of the Altar, stand although everyone else kneels.

2. First Incensation

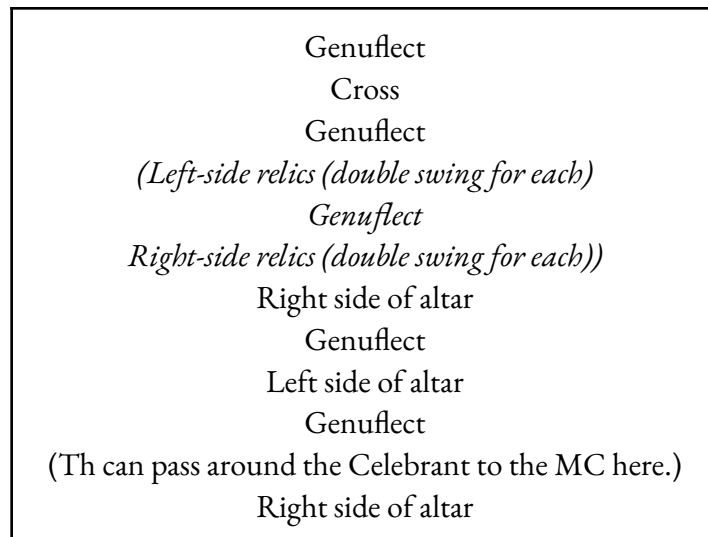
- a. Imposing incense
 - i. Ensure that you have the boat in your right hand.
 - ii. The MC will meet you.



- iii. Hand the boat to the MC when he approaches your left side.
- iv. Bow (*low head bow*)¹, then approach the Celebrant with the MC.
- v. Ascend to the Celebrant, open the thurible, and present it to the Celebrant.
 1. The Celebrant adds incense, then he blesses it.
- vi. Close the thurible, hand it off, and receive the boat from the MC
- vii. Turn by your right, descend the steps, and leave the boat on the credence table.

¹ This is a low bow of the head with a slight inclination of the shoulders.

- b. Assisting the Celebrant with incensing the altar
 - i. Go to Celebrant's left to assist with incensing the altar, going the long way.
 - ii. Genuflect every time the Celebrant genuflects, supporting his elbow.
 - 1. You will need to be familiar with the incensation of the altar and where all of the reverences fall.



- iii. Descend the altar steps on the Epistle side and stand to the left of the MC.
- iv. Make a profound bow² with the MC to the Celebrant, before and after the MC incenses him.
- v. Receive the thurible from the MC, and return to your place.
- vi. Scrape off the coals once incense has burned out (you may go to do this during the sung Epistle).


3. Gospel

a. Procession

- i. Meet the MC and approach the Celebrant for the imposition and blessing of incense as usual.
 - 1. *Except*, you will keep both the boat and the thurible.
- ii. Set the boat on the credence table.


² This is a deep bow, to where you could touch the top of your shins.

- iii. Line up like so, and genuflect:



MC
AC² - Th - AC¹

- iv. Proceed to this position, and do not swing the thurible:



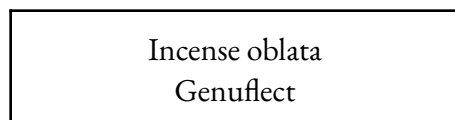
b. Gospel Reading

- i. Give the thurible to the MC **with the right hand.**
 - ii. After the Celebrant incenses the gospel book, and after the name of Jesus in the gospel, receive the thurible from the MC **with the right hand.**
 1. Do not swing the thurible.
 - iii. At the end of the Gospel
(Pre-1955)
 1. Give the thurible to the MC when he descends *in plano* to incense the Celebrant and receive it from him after.
 - iv. Return to your sanctuary spot, by processing back in the same manner that you came.
- c. Immediately upon returning, add another coal to the thurible.

4. Offertory

a. Incensing the altar

- i. When the acolytes depart with the cruets
- ii. Give the boat to the MC, and proceed the same as in step 2, listed above.
Exceptions being:
 1. Preceding the list after 3,b,ii,1, add:



- iii. Bow with the MC as he incenses the Celebrant.

- b. Incensing the rest of the people
 - i. Take the thurible from the MC with the right hand.
 - ii. Go to the foot of the altar, leading the MC,
 - iii. Genuflect with the MC on your right.
 - 1. Do not genuflect behind the MC

Th - MC

- iv. Step back to let the MC in front of you
- v. Incense in the following order, making a low head bow before and after incensing each.
 - 1. Be sure to genuflect whenever crossing the center.

MC	One single
Acolytes	One single, each
Crucifer	One single
Any group of servers on the Gospel side	Group or one single each
Congregation	Group (center, left, right)

5. Consecration

- a. Adding incense
 - i. When the MC steps back for the Memento of the Living:
 - 1. Approach AC¹ with the thurible and boat.
 - 2. He will impose incense into the thurible.
 - 3. Go to the Epistle side, return the boat to the credence table, and go to stand *in plano* at the step, facing the gospel side.
- b. Consecration itself
 - i. When the MC kneels down for the Consecration
 - 1. Kneel on the first altar step on the Epistle side.
 - 2. Incense the Blessed Sacrament at each elevation with three doubles.
 - 3. Stand when the MC stands.
 - 4. Genuflect to the Blessed Sacrament.
 - 5. Return thurible to the stand.
 - a. The thurible is finished for Mass.
 - 6. Return to standing in your spot from 5,1,i,3.

6. Receiving Communion

- a. Kneel when the MC kneels before the Celebrant's Communion.
- b. When the MC signals to stand,
 - i. Retrieve the servers' paten
 - ii. Line up:




MC AC¹ (Cr) AC² Th

- iii. Genuflect at the MC's signal.
- iv. Ascend the steps
- v. Kneel
- vi. Once the Celebrant has received the Precious Blood, bow profoundly while still kneeling, and say the *Confiteor*.
- vii. Stay bowed until the Celebrant starts the *Indulgentiam*.
- viii. Respond with "Domine, non sum dignus..." etc.
- ix. If you are receiving Holy Communion, receive now.
- x. Once all have had the opportunity to receive, stand at the signal.
- xi. Turn inward to descend the stairs.
- xii. Turn back to the altar and genuflect.
- xiii. Go back to your spot and kneel.

7. Recession

- a. Once the Last Gospel has concluded, line up for the recession.



C MC

(TBs)

AC² (Cr) AC¹

Th

- b. Wait for the Celebrant to turn. Do not turn before he does.
- c. Recess.
- d. Once you arrive in the sacristy, the following dialogue will take place between the Celebrant and MC.
 - i. Do the red instructions.

<p>Prosit → Bow to the cross. Pro omnibus et singulis. Everyone kneel. Jube domne, benedicere. Benedictio Dei omnipotentis, Patris, et Filii, et Spiritus Sancti descendat super vos et maneat semper. Amen.</p>
--

- e. Afterwards, clean and put away the thurible.