

Acolytes

Missa Cantata

Preparation

1. Arrive in Sacristy 15 minutes before Mass.
2. Ensure that the following are in their position
 - a. Water & Wine Cruets
 - b. Finger towel
 - c. Basin for Lavabo
 - d. Altar bells in the right spot.
 - e. AC¹ lights altar candles
3. Line up in the sacristy for the procession (AC¹ on the right, AC² on the left, and Crucifer at the center, facing the Celebrant (if there is no crucifer: line-up with the candles at a point closest to the sacristy crucifix).

Position-Specific Principles

1. AC¹ and AC² shall assist the Celebrant with the chasuble when he sits.
2. Always stand, unless:
 - If MC kneels, you kneel.
 - If Celebrant sits, you sit.
3. Move the chasuble over the back of the sedilia when the Celebrant sits to prevent him from sitting on the chasuble.
4. When standing at their seats, ACs shall bow towards the tabernacle for the Holy Name and Oremus when sung, otherwise straight ahead for anything which the Celebrant reads.

Ceremony

1. Procession
 - a. Before processing, line up on either side of the Crucifer, while still in the sacristy.
 - i. Do not bow to the crucifix on the signal from the MC.
 - ii. The rest of the servers will.
 - b. Process behind the thurifer, AC¹ to the right, AC² to the left.

Th

(TBs)

AC² - Cr - AC¹

MC

C

- i. The candles of the ACs shall be nearest the outside shoulder when walking as a team.
 - 1. For example, the acolyte on the right carries the candle lined up with his right shoulder with his right elbow pointed outward.
- ii. Process forward with enough space in front of you so as to not have to stop for the person(s) in front of you when they make their reverence to the altar.
- c. When you approach the altar steps:

If there is a Crucifer in line with you:	If there is <u>not</u> a Crucifer in line with you:
Head bow to the altar.	Genuflect to the altar.

- d. After you reverence the altar, put your candle away and go to your sanctuary spot.
 - i. Generally, this is to the Epistle side of the altar.
- e. i) After the Asperges (*if on Sunday*):
 - i. AC¹ takes the Aspersorium and the Book of Altar Prayers from the MC and places them under the credence.
 - ii. AC² takes the Cope from the MC and places it on the cope stand.
- 2. Introit
 - a. Kneel and stand along with the MC.
 - b. AC¹ shall remove the Missal after the MC and Th go up for the incensation.
 - c. AC¹ shall replace the Missal immediately following the Celebrant's genuflection after he incenses the epistle side, then return to his seat.
- 3. Gospel
 - a. When the MC gives his signal, pick up your candles and assume your position in the procession to reverence the altar.
 - b. AC² leads AC¹ to their positions which leaves AC¹ on the right and AC² on the left.
 - i. *Make sure you both leave room for the thurifer to line up in between you.*



MC
AC² - Th - AC¹

- c. Genuflect with the MC.
- d. AC² leads the procession to the Gospel side as indicated below.

- e. The Th remains between the ACs.



- f. Once the Gospel is finished, return to your spots in the sanctuary, going back in the same formation and manner that you came.

4. Offertory

a. Wine and water

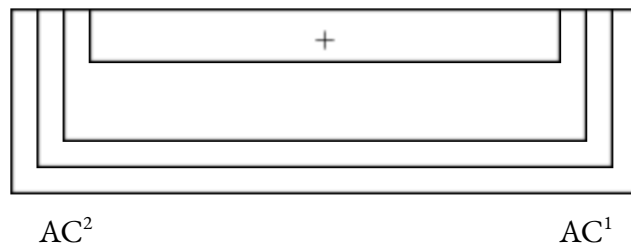
- i. AC¹ and AC² go to the credence table.
- ii. AC¹ gets the wine cruet, AC² gets the water cruet.
- iii. ACs wait *in plano* while MC is folding the chalice veil (AC¹ to the right of AC²).
- iv. After the MC descends from the altar, ACs approach the altar step and wait.
- v. When the Celebrant approaches, do a low head bow, then ascend and kiss the cruets.
- vi. AC¹ presents the wine cruet, then AC² presents the water cruet so the Celebrant can bless the water.
- vii. Once the water cruet is returned to AC², bow, and return the cruets to the credence table remembering to kiss the cruets before turning in and leaving.
- viii. ACs shall wait by the credence table as shown below, so Th can return the boat easily:



b. Incensation

- i. After the Thurifer has returned the boat to the credence table, from imposing incense, AC¹ leads the thurifer to the center, genuflect, and then goes to the Gospel side by going around the lowest step.
- ii. AC¹ shall then remove the Missal during the incensing of the altar, once the Celebrant has proceeded to incense the Epistle side.
 1. If there are relics, remove the Missal immediately.
- iii. AC¹ shall return the Missal to the altar, once the Celebrant genuflects as he proceeds to incense the Epistle side, then he goes back to the credence table to meet AC² to prepare for the Lavabo.

- c. Lavabo
 - i. When the Celebrant finishes incensing the gospel side, AC² picks up the dish, water cruet, and finger towel and waits for AC¹ to return.
 - ii. AC¹ returns and takes the finger towel from AC² **and stands to his right.**
 - iii. Both ACs wait *in plano* until the Celebrant has been incensed.
 - iv. Once the MC and thurifer have departed, both ACs approach the altar step, bow, then ascend for the Lavabo.
 - v. Once the Lavabo has been completed, bow, return to credence, put down Lavabo things.
- d. End of Offertory
 - i. ACs are incensed by the thurifer, with low head bows before and after.
 - ii. Go to your new sanctuary position, first genuflecting in the middle (if applicable: with the Thurifer between the ACs).
 - iii. When you arrive, you will **stand** here, not kneel.
 - 1. When here, standing will be *in plano*, and kneeling will be on the first step.



- 5. Canon
 - a. At the *Sanctus*, AC¹ rings the bells three times.
 - b. After the *Memento* of the priest, the Thurifer shall approach AC¹ who will take the boat from the Thurifer and impose three spoonfuls of incense into the thurible.
 - c. AC¹ shall ring the bells once when the Celebrant extends his hands over the oblata.

d. Consecration


- i. Kneel when the MC kneels
- ii. Ring the bells as follows for both Consecrations:

Priest leans down and says words of Consecration.	
Priest genuflects	1 ring
Elevation	3 rings ¹
Priest genuflects	1 ring

- e. Stand when the MC stands.

6. Holy Communion

- a. AC¹ rings the bells at each *Domine, non sum dignus* of the Celebrant.
- b. Kneel when the MC kneels before the Celebrant's Communion.
- c. Receiving Communion
 - i. When the MC signals to stand,
 1. Retrieve the servers' paten
 2. Line up:



3. Genuflect at the MC's signal.
4. Ascend the steps
5. Kneel
6. Once the Celebrant has received the Precious Blood, bow profoundly while still kneeling, and say the *Confiteor*.
7. Stay bowed until the Celebrant starts the *Indulgentiam*.
8. Respond with "Domine, non sum dignus..." etc.
9. If you are receiving Holy Communion, receive now.
10. Once all have had the opportunity to receive, stand at the signal.
11. Turn inward to descend the stairs.
12. Turn back to the altar and genuflect.
13. Go back to your spot.

¹ Ring the bell at the same pace as the Thurible swings the three doubles.

7. Ablutions

a. Water & Wine

- i. After the distribution of Holy Communion, all servers shall rise when Celebrant locks the tabernacle door.
- ii. The ACs shall take the water & wine cruets to the altar for the ablutions (just as at Low Mass).
 1. AC¹ with the wine, AC² with the water.
- iii. AC¹
 1. Approach the Celebrant when he tips the chalice towards the ACs.
 2. Pour wine until directed to stop
 3. Return to Epistle side, grabbing the servers' paten if applicable.
- iv. AC² waits in plano and meets AC¹ on the top step **after** AC¹ returns from pouring wine.
- v. When the Celebrant then approaches the ACs, both bow.
- vi. AC¹ pours wine over the fingers of the Celebrant and into the chalice, until directed to stop (or until the wine cruet is empty).
- vii. AC² pours water over the fingers of the Celebrant and into the chalice, until directed to stop (or until the water cruet is empty).
- viii. Once the ablutions are completed, the ACs bow to the priest, AC¹ takes the servers' paten, already in-hand, and both ACs shall return the cruets and paten to the credence table.

b. Returning Missal and Chalice Veil


- i. AC² leads both ACs to the foot of the altar (leaving AC¹ on the right).
- ii. Both ACs shall genuflect, then proceed to the altar (AC¹ to Gospel side, AC² to Epistle side), by going around the altar steps, remaining *in plano* (AC² goes behind AC¹ when they cross).
- iii. AC¹ takes the Missal while AC² takes the chalice veil.
- iv. Both proceed to the center (*in plano*) by crossing directly across the footpace, and directly down the stairs (without going around the steps).
- v. After making a genuflection, both ACs ascend the stairs (AC¹ to the right, AC² to the left, AC¹ going first).

AC^2	AC^1
<ul style="list-style-type: none"> ● Unfold chalice veil and set on the altar. ● Offer the open burse to the Celebrant. ● When he puts the corporal in, set the burse flat on the altar, and hand the Celebrant the chalice veil. ● Hand the Celebrant the burse 	<ul style="list-style-type: none"> ● Place the Missal in its proper spot on the Epistle side. ● Step in a little toward the Celebrant and wait for him to finish with AC^2.

- vi. Once the Celebrant takes the burse from AC^2 , then both ACs proceed down the adjacent steps, around the bottom step to the center (*in plano*), genuflect, then return to their seats. (As in the beginning of Mass)

8. Recession

- a. Once the Last Gospel has concluded, retrieve your candles.
- b. Line up as indicated below:



C MC

(TBs)

AC^2 (Cr) AC^1

Th

- c. Reverence the altar as indicated in 1,c.
- d. Wait for the Celebrant to turn. Do not turn before he does.
- e. Recess.
- f. Upon arrival in sacristy or narthex,
 - i. The ACs line up on either side of the crucifix facing the rest of the ministers.
 - ii. When the MC gives the signal, do not bow to the cross nor kneel for the blessing.